



Fix 503



Colori disponibili

Available colours - Couleurs disponibles

- Bianco
White - Blanc
- Grigio High Tech
Grey High Tech - Gris High Tech
- Grigio antracite
Grey anthracite - Gris anthracite
- Corten

Materiale diffusore

Diffuser material - Type de diffuseur

- Vetro satinato
Frosted glass - Verre effet satiné



Fix 504



Fix 506

IT Adatto anche ad uso esterno.
Driver 220-240V integrato e Led di ultima generazione.
Corpo e tappo in alluminio primario pressofuso EN-AB46100; elevata resistenza all'ossidazione grazie al trattamento di passivazione a base di zirconio e alla verniciatura con resine poliestere stabilizzata ai raggi UV.
Diffusore in vetro temprato effetto satinato.
Guarnizione in silicone.
Bulloneria in acciaio A4 o AISI 316L.
LED 4000K (N), 3000K (3) o 2700K (2). Alimentazione diretta 220-240V. Nessun rischio fotobiologico, RG0 gruppo di rischio esente (EN62471).

EN Suitable for indoor and outdoor use.
Integrated driver 220-240V and the latest generation of Led.
Body and cover made of EN-AB46100 die-cast aluminium primary alloy; highly resistant to oxidation thanks to the zirconium-based passivation treatment and UV stabilized polyester resin coating.
Tempered glass diffuser with frosted effect.
Silicone gaskets.
A4 or AISI 316L stainless steel nuts and bolt.
LED 4000K (N), 3000K (3) or 2700K (2). LED. Integrated driver 220-240V. No risk of photobiological damage, RG0 group (EN62471).

FR Egalement adapté à l'usage à l'extérieur.
Alimentation intégrée 220 - 240V et Led de dernière génération.
Corps et couverture en aluminium primaire injecté EN-AB46100; haute résistance à l'oxydation grâce au traitement de passivation à base de zirconium et laquage poudre à base de résines polyesters, fixées au rayon UV.
Diffuseur en verre trempé effet satiné.
Joint en silicone.
Visserie en acier inox type A4 ou AISI 316L.
LED 4000K (N), 3000K (3) ou 2700K (2) (blanche chaude). Alimentation intégrée 220-240. Pas de risque photobiologique, RG0 groupe (EN62471).

Installazione in scatole standard
Installation with recess boxes - Installation avec boîtes standards



Completamento codici

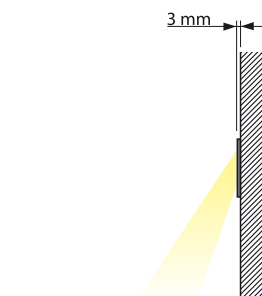
Code completion - Complètement des codes

- colore led** - completare il codice sostituendo al quadrato rosso la lettera o il numero corrispondente alla temperatura colore scelta.

colour of the led - complete the code by replacing the red box with the letter or number corresponding to the selected colour temperature.

couleur led - compléter le code en remplaçant le carré rouge par la lettre ou le numéro correspondant à la sélection de température couleur.

- N** = (4000K)
- 3** = (3000K, lumen -5%)
- 2** = (2700K, lumen -5%)



Fix 503

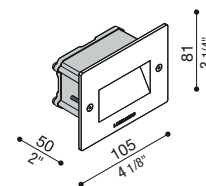
IP 66 IK 10 20J xx9 CE

Predisposto per singolo ingresso alimentazione.
Single cable entry at the back.
Entrée d'alimentation simple.

LED	Specif.	Col.	Trasp.
LED 450 lm 3,5W real output lm 225 A+ A+ A+	CL.I E	<input type="checkbox"/> <input type="checkbox"/> <input type="checkbox"/> <input type="checkbox"/>	LL120000 LL120001 LL120002 LL120003

led colour
N = (4000K)
3 = (3000K, lm -5%)
2 = (2700K, lm -5%)

= 4



Fix 504

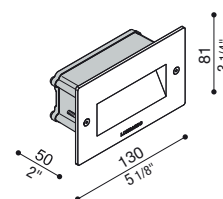
IP 66 IK 10 20J xx9 CE

Predisposto per singolo ingresso alimentazione.
Single cable entry at the back.
Entrée d'alimentation simple.

LED	Specif.	Col.	Trasp.
LED 600 lm 4,5W real output lm 300 A+ A+ A+	CL.I E	<input type="checkbox"/> <input type="checkbox"/> <input type="checkbox"/> <input type="checkbox"/>	LL120004 LL120005 LL120006 LL120007

led colour
N = (4000K)
3 = (3000K, lm -5%)
2 = (2700K, lm -5%)

= 4



Fix 506

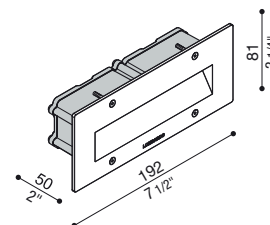
IP 66 IK 10 20J xx9 CE

Predisposto per doppio ingresso alimentazione.
Double cable entry at the back.
Possibilité alimentation double entrée.

LED	Specif.	Col.	Trasp.
LED 750 lm 5,5W real output lm 375 A+ A+ A+	CL.I E	<input type="checkbox"/> <input type="checkbox"/> <input type="checkbox"/> <input type="checkbox"/>	LL120008 LL120009 LL120010 LL120011

led colour
N = (4000K)
3 = (3000K, lm -5%)
2 = (2700K, lm -5%)

= 4



Scatola Incasso Standard 503



Scatola Incasso Standard 503

Recess Box 503
Recess Box 503.

Armature à encastrer standard 503
Armature à encastrer 503

Cod.
LB11660

= 15

Scatola Incasso Standard 504



Scatola Incasso Standard 504

Recess Box 504
Recess Box 504

Armature à encastrer standard 504
Armature à encastrer 504

Cod.
LB11690

= 15

Scatola Incasso Standard 506L



Scatola Incasso Standard 506L

Recess Box 506L
Recess Box 506L

Armature à encastrer standard 506L
Armature à encastrer 506L

Cod.
LB11680

= 1

design: Lombardo design department

