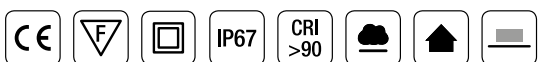


# KLINO

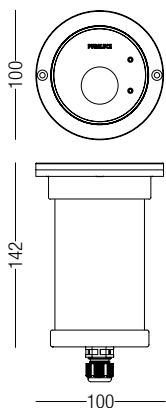
## DESCRIZIONE | DESCRIPTION

Spot LED da incasso. L'asse ottico inclinato di 20° lo rende indicato per l'illuminazione di monumenti, facciate e alberi. Fornito con cassaforma. Carrabile fino a 1,5 tonnellate.

Recessed LED spot for indoor/outdoor. The optic axis sloping 20° make this fixture indicate for lighting monuments, facade and trees. Driveover up to 1,5 tons.



## DIMENSIONI | DIMENSION



## DIAGRAMMI FOTOMETRICI | PHOTOMETRIC DIAGRAM

Diagramma Polare (Asy.)

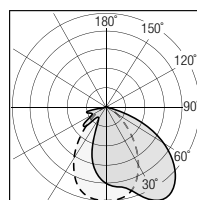
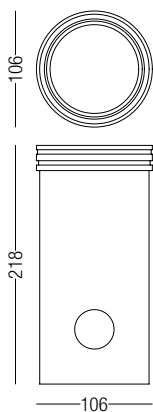


Diagramma Conico (10W)

h(m)	Ø(cm)	(lux)
1	115	538
1.5	173	244
2	231	144
2.5	289	92
3	346	65

## SISTEMI DI FISSAGGIO | FIXING SYSTEMS



## LO ALIMENTAZIONE | VOLTAGE INPUT



### Alimentazione Remota | Remote LED Driver

Finitura   Finishes	Ottica   Optic	Codice   Code
<input type="checkbox"/> Inox Satinato AISI 316L   Satin Stainless Steel AISI 316L	30°	40015-W-30-LO
<input type="checkbox"/> Inox Satinato AISI 316L   Satin Stainless Steel AISI 316L	60°	40015-W-60-LO
<input checked="" type="checkbox"/> Bronzo   Bronze	30°	40016-W-30-LO
<input checked="" type="checkbox"/> Bronzo   Bronze	60°	40016-W-60-LO

## HI ALIMENTAZIONE | VOLTAGE INPUT



### Alimentazione Integrata | Built in Driver

Finitura   Finishes	Ottica   Optic	Codice   Code
<input type="checkbox"/> Inox Satinato AISI 316L   Satin Stainless Steel AISI 316L	30°	40015-W-30-HI
<input type="checkbox"/> Inox Satinato AISI 316L   Satin Stainless Steel AISI 316L	60°	40015-W-60-HI
<input checked="" type="checkbox"/> Bronzo   Bronze	30°	40016-W-30-HI
<input checked="" type="checkbox"/> Bronzo   Bronze	60°	40016-W-60-HI
Cassaforma in PVC   PVC Recessed Box		36018



## DISPONIBILE SU RICHIESTA | AVAILABLE UPON REQUEST

Colore luce  
Color Temperature

