

Explorer

design Nanda Vigo



Explorer

design Nanda Vigo

Lampada da sospensione cubica nella doppia misura di 40x40 e 20x20, a luce monodirezionale, con fianchi in specchio e lato emissivo con vetrino opale o diffusore prismatico su richiesta.

Cube suspension lamp in two sizes - 40x40 and 20x20, with mono-directional illumination. The sides are mirror-finish and the light emitting side can be requested with opalescent or prismatic diffuser.

Led : 3000°K (W), 4000°K (N)

Optic : OP (vetrino opale I opal glass) (120°)

PR (diffusore prismatico I prismatic diffuser)



Explorer 20x20 cm

Potenza I Power 25W I 220/240Vac

Flusso Nominale I Total Efficiency Lm 2900 (W) I 3025 (N)

| | | | | | |
|----------------------------|-------------|---|------------|---|------------|
| finitura I finishes | cod. | + | Led | + | Opt |
| Specchio I Mirror | 30095 __ | + | W N | + | OP PR |

Explorer 40x40 cm

Potenza I Power 39W I 220/240Vac

Flusso Nominale I Total Efficiency Lm 4292 (W) I 4477 (N)

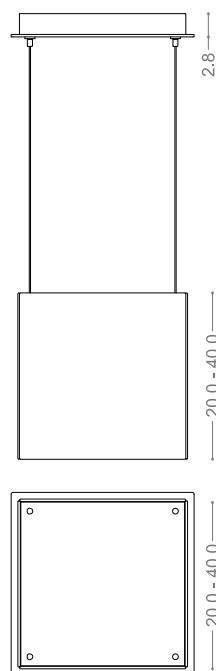
| | | | | | |
|----------------------------|-------------|---|------------|---|------------|
| finitura I finishes | cod. | + | Led | + | Opt |
| Specchio I Mirror | 30096 __ | + | W N | + | OP PR |

Su richiesta diffusore prismatico UGR <19
On request prismatic diffuser UGR <19



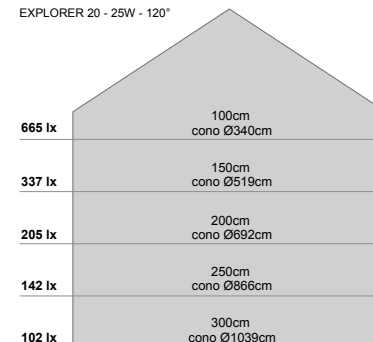
IP 20

DIMENSIONI I DIMENSIONS

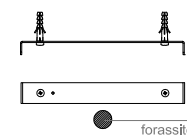


FOTOMETRIE I PHOTOMETRIC DIAGRAMS

EXPLORER 20 - 25W - 120°



SISTEMA DI FISSAGGIO I FIXING SYSTEM



Non prevede particolari predisposizioni (solo foratura per tasselli e fissaggio con viti)
It doesn't foresee particular predisposition (only perforation for wedges and fixing with screw)



