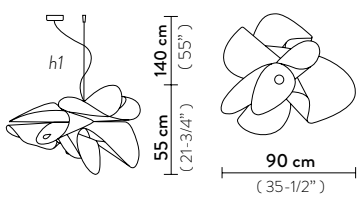
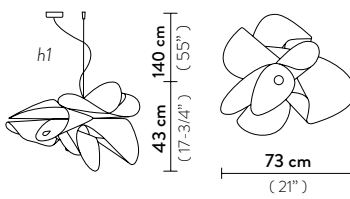



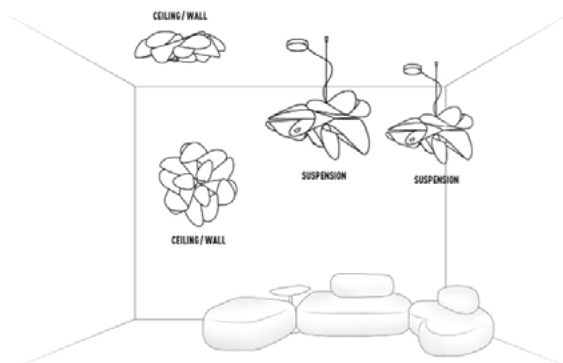
ÉTOILE

design by Adriano Rachele

Compendium page 190

| PRODUCT | SIZE | COLOUR | CODE |
|---|--|---------------------------------|--------------------------|
| <p>SUSPENSION LARGE</p> <p>LED: 35W - 220V - 3500 Lumen 2700 Kelvin (warm white) - CRI90 Triac Dimmable (Trailing Edge min. 20W)</p> <p>Made of: Lentiflex®</p> <p>Weight: net Kg 1,50 - gross Kg 5,50 Package: 95 x 95 x h60cm</p> |  <p><i>h1</i>: maximum cable length</p> | <input type="checkbox"/> PRISMA | ET078SOS0003LE000 |
| <p>SUSPENSION SMALL</p> <p>LED: 35W - 220V - 3500 Lumen 2700 Kelvin (warm white) - CRI90 Triac Dimmable (Trailing Edge min. 20W)</p> <p>Made of: Lentiflex®</p> <p>Weight: net Kg 1,30 - gross Kg 4,50 Package: 75 x 75 x h45cm</p> |  <p><i>h1</i>: maximum cable length</p> | <input type="checkbox"/> PRISMA | ET078SOS0001LE000 |
| <p>CEILING-WALL LAMP</p> <p>LED: 30W - 220V - 3000 Lumen 2700 Kelvin (warm white) - CRI90 Triac Dimmable (Trailing Edge min. 20W)</p> <p>Made of: Lentiflex®</p> <p>Weight: net Kg 3,00 - gross Kg 4,00 Package: 80 x 80 x h25cm</p> |  | <input type="checkbox"/> PRISMA | ET078PLF0001LE000 |

ÉTOILE ENTIRE COLLECTION




ENERGY CLASS

This luminaire contains built-in LED lamps.

The lamp can be changed in the luminaire.

SLAMP®

ETOILE 874/2012



LED